



# Heritage Preservation ROE first!



## Pocket Guide for US Military Personnel

### What is an archaeological site?

- Ancient buildings or ruins
- Artifacts on the surface
- Traces of earlier people like dumps, ruins of homes and buildings, fireplaces, and campsites

### What is an artifact?

- Objects and pieces of objects left behind by earlier people

### Where are sites likely to occur?

- Mounded earth that may be covering ruins
- Water sources in dry environments
- Defensible positions



Mark Altaweel

### If it is an archaeological site:

- Report it to an officer in charge
- Surround it with engineering tape and put it off limits
- Consult with local leaders
- Note the location and take photographs if possible
- Report evidence of looting
- Minimize digging and any other earthmoving activity
- Fill sand bags elsewhere


### If you encounter artifacts or ruins:

- **STOP DIGGING**
- **NO HEAVY EQUIPMENT**
- **DON'T DRIVE ON RUINS OR ANCIENT PAVEMENTS**



Department of Defense

# BEWARE


-  The enemy may use cultural properties including ruins, cemeteries, and religious buildings as firing points. Follow rules of engagement.



*Alexey Sergeev*



*© Victoria H. Hess 2007*


-  Buying looted artifacts funds the insurgency and encourages theft and more looting. These objects can include but are not limited to coins, pottery, stone tools, carvings, pieces of decorative architecture, statuary, and jewelry.



*Oriental Institute Museum*



*Oriental Institute Museum*

-  Sightseeing could put you in a predictable location – avoid attack!

**NO COLLECTING  
NO GRAFFITI  
NO VANDALISM**

**Support the Mission**  
*Show Respect  
Win Hearts and Minds*